



2202 2nd Ave. Regina, SK S4R 1K3 PH: (306)798-7112 Toll Free: (866)530-8599 FAX: (306)787-9273 Toll Free: (866)760-9255 Email: boilerpermits@tsask.ca Website: www.tsask.ca

Statutory Declaration (Registration of Fittings)

TSK-1008

I. Declaration Information

I, Joel Feldman, Vice President, Engineering (company title, e.g. vice president, plant manager, chief engineer) (must be in a position of authority in the manufacturing plant where the fitting is produced) of: Swagelok Company (name of manufacturer)



located at: Headquarters: 29500 Solon Road Solon, Ohio 44139 USA (Plant Address - Apt/Street) (City,Prov) (Postal Code)

do solemnly declare that the fittings listed hereinunder, which are subject to the Saskatchewan Boiler and Pressure Vessel Safety Act (check one)

- Comply with the requirements of ASME B31.1 and ASME B31.3 which specifies the dimensions, Materials of construction, pressure / temperature ratings and identification marking of the fittings, or Are not covered by the provisions of a recognized North American standard and are therefore manufactured to comply with as supported by the attached data which identifies the dimensions, materials of construction, pressure / temperature ratings and the basis for such ratings, and the marking of the fittings for identification.

I further declare that the manufacturer of these fittings is controlled by a quality control program which has been verified by the following authority, BSI as being suitable for the manufacturer of these fittings to the stated standard. The fittings covered by this declaration, for which I seek registration, are Category A. Fitting

In support of this application, the following information, calculations and / or test data are attached: ISO 9001:2015 Certificate, Attachment A, Attachment B, Catalog Information and other Support Documents

II. Declaration

DECLARED before me at this day of In the of

Unable to get a notary signature or seal due to COVID-19 situation

DocuSigned by: [Signature] C87CBBFFD3F14B7...

4/2/2021 | 8:11 AM EDT

(Signature of Commissioner of Oaths)

III. Office Use Only

To the best of my knowledge and belief, the application meets the requirements of the Boiler and Pressure Vessel Safety Act and CSA B51, Clause 4.2, and is accepted for registration in Category

Registration form with fields for Registration No. (OA23291.53), Title No. (12100), Date (July 12, 2021), Expiry Date (June 1, 2031), and a 'Register' button.

(Date Registered - MM DD YYYY) (For the Administrator / Chief Inspector)

(Expiry Date - MM DD YYYY)

\*\*\*As noted - refer to registration letter\*\*\*

## Attachment B. Scope of Registration for Swagelok Alloy 825 (ASTM B425 UNS N08825) Tube Fittings (Category A)

This document presents the scope of Swagelok Nickel-Chromium Alloy 825 Tube Fittings covered by this submission for CRN approval. These fittings have been evaluated in accordance with ASME B31.1-2020 and ASME B31.3-2018 for unlisted components.


### Summary Table

Product Description or Series	Material (Standard)	Port Connections and Sizes	Maximum Allowable Working Pressure			Design Code of Construction
			Up to 100°F (psig)	At maximum temperature per ASME B31.3 (psig)	At maximum temperature per ASME B31.1 (psig)	
Gaugeable Tube Fittings and Adapter Fittings	Alloy 825, UNS N08825 (ASTM B425) For straight fittings, hardware	Tube Fitting 1/4 - 1/2 inch, 6 - 12mm	See Table below	See Table below	See Table below	Unlisted Component in ASME B31.1 & B31.1
	Alloy 825, UNS N08825 (ASTM B564) For shaped fittings	NPT, Male 1/16 - 1 inch	11 600 - 6100	11 449 – 6021* at 800°F (426°C)	8468 - 4453* at 800°F (426°C)	ASME B1.20.1 is listed in ASME B31.1 & B31.3
	NPT, Female 1/16 - 1 inch	7800 - 5100	7699 - 5034* at 800°F (426°C)	5694 - 3723* at 800°F (426°C)		

*\*\*Rating for fitting material (may be limited by thread sealant)*

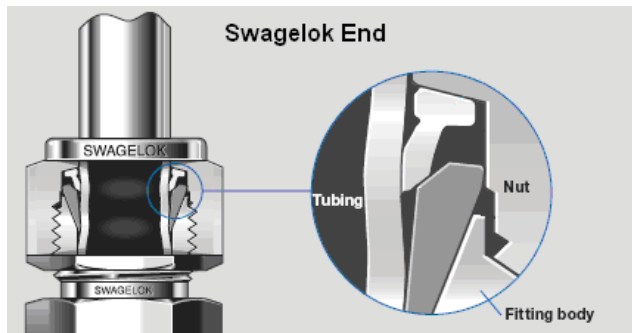
### Alloy 825 Swagelok Tube Fitting Pressure Rating Tables

Swagelok End Connection Size	Maximum Allowable Working Pressure		
	Up to 100°F	At maximum temp. 800°F (426°C) per ASME B31.3	At maximum temp. 800°F (426°C) per ASME B31.1
1/4 inch	11600 psig	11 449 psig	8468 psig
3/8 inch	8200 psig	8093 psig	5986 psig
1/2 inch	5900 psig	5823 psig	4307 psig
6 mm	660 bar	651 bar	482 bar
10 mm	480 bar	474 bar	350 bar
12 mm	480 bar	474 bar	350 bar



## Product Description

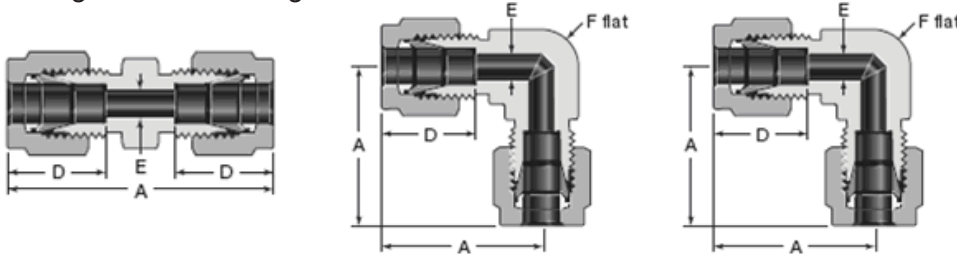
Swagelok Fittings are furnished in a variety of configurations and shapes (straight, elbow, or tee). Swagelok Fittings consist of at least one Swagelok End – a two-ferrule mechanical-grip design. The Swagelok end is a proprietary design, and the assembly consists of Swagelok body, nut, front and back ferrule (see detail). The table above, as well as the “Configurations” section, covers a variety of other end connections.



## Configurations

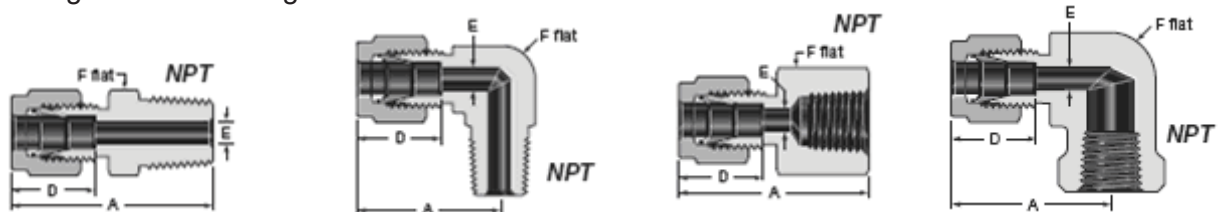
### 1. Unions (Straight, Elbow, Tee)

Swagelok Tube Fitting End Connections



### 2. Male and Female Connectors / Adapters (Straight, Elbow, Tee)

Swagelok Tube Fitting End Connection to an NPT End Connection



**Swagelok to NPT Male Connectors**

**Swagelok to NPT Female Connectors**

(For dimensions see catalog.)



### **Product Options:**

The product options listed below affect pressure and/or temperature ratings shown in the above Summary Table, but in all cases the ratings are less than, or equal to, those shown in the table.

1. Bored-Through Fittings.
2. Sealant for tapered pipe threads (NPT):
  - a. Curable resin with PTFE
  - b. PTFE tape

Additional options that do not affect pressure and/or temperature ratings may be made available within the scope of this approval. Examples of these would include the following:

1. Special marking
2. Special cleaning
3. Wire drills
4. Bulkhead Configurations
5. Snubbers/frits and orifice plates
6. Equivalent metric or fractional hex sizes

All the above options, those that affect pressure and/or temperature ratings and those that do not, are within the scope of this approval.

### **Quality System**

The Swagelok Company quality system complies with the requirements of ISO 9001:2015. The Swagelok Company maintains BSI Certificate of Registration Number FM 01729, which applies to all locations listed on the Certificate.

### **References**

The product catalog does not represent the full scope of the registration but rather details some of the most common options.

- Gaugeable Tube Fittings and Adapter Fittings MS-01-140, Rev AE
- Swagelok Tubing Data Sheet MS-01-107, Rev T

## Attachment A. Swagelok Manufacturing Locations

This document lists the Swagelok locations where end item or component level manufacturing activities take place.

Swagelok Company 29500 Solon Road Solon, Ohio 44139 USA	Swagelok Company (Falon 1) 348 Bishop Road Highland Heights, Ohio 44143 USA
Swagelok Company (Highland) 318 Bishop Road Highland Heights, Ohio 44143 USA	Swagelok Company (Falon 2) 358 Bishop Road Highland Heights, Ohio 44143 USA
Swagelok Company (OFC) 29495 F.A. Lennon Drive Solon, Ohio 44139 USA	Swagelok Company (HPF) 6050 Cochran Road Solon, Ohio 44139 USA
Swagelok Company (Atlantic) 26651 Curtiss Wright Parkway Willoughby Hills, Ohio 44092 USA	Swagelok Company (Snow Metal) 6060 Cochran Road Solon, Ohio 44139 USA
Swagelok Company (Micro) 26653 Curtiss Wright Parkway Willoughby Hills, Ohio 44092 USA	Swagelok Company (Alfred) 29500 Ambina Drive Solon, Ohio 44139
Swagelok Hose Services Company (SHSC) 29900 Solon Industrial Parkway Solon, Ohio 44139	Swagelok Company (Strongsville) 15400 Foltz Road Strongsville, Ohio 44119
Swagelok (China) Fluid System Technologies Ltd. Changshu Export Process Zone Changshu Economic Development Zone Changshu, Jiangshu 215513 China	Swagelok Limited Ballafletcher Road Tromode IM4 4RA Isle of Man

